



NEWS RELEASE

FOR IMMEDIATE RELEASE

Media Line Contacts:

Covered California
(916) 205-8403

California Department of Health
Care Services
(916) 440-7660

Dec. 16, 2013

INLAND EMPIRE ENROLLMENT FIGURES RELEASED BY COVERED CALIFORNIA

SACRAMENTO, Calif. — Covered California™ and the California Department of Health Care Services (DHCS) announced today that from Oct. 1 to Nov. 30, as a benefit of the Patient Protection and Affordable Care Act, an estimated 20,873 individuals* in the Inland Empire started applications for Covered California health insurance plans.

Cumulatively, 9,882 individuals in the counties of San Bernardino and Riverside have enrolled in subsidized or non-subsidized Covered California health insurance plans, which reflects about 9 percent of the statewide enrollment (the two counties make up 13 percent of those eligible for subsidies statewide). The Inland Empire encompasses Covered California pricing region 17.

“The Inland Empire is critically important to our success,” Covered California Executive Director Peter V. Lee said. “While it is good news that so many who live in these counties have signed up, Californians all have one more week — until Dec. 23 — to enroll for coverage taking effect Jan. 1.”

Last week Covered California and DHCS released statewide figures showing that applications were started for an estimated 777,000 individuals between Oct. 1 and Nov. 30.

For the two-month period statewide, 109,296 individuals enrolled in Covered California health insurance plans. For the same period, 179,000 were determined to be likely eligible for Medi-Cal.

(more)

Other facts about Inland Empire enrollment figures:

- Approximately 97 percent of consumers chose one of the four health insurance carriers that have traditionally been the largest in the individual market: Blue Shield of California, Anthem Blue Cross of California, Kaiser Permanente and Health Net.
- For the individuals who were eligible for subsidies, the great majority (69 percent) selected the “Silver” level of benefits, which is the level at which the federal premium assistance is targeted. Those who are not eligible for subsidies were more likely to buy across the spectrum of levels of coverage.

(Additional data, including details about the levels of benefits and carriers selected, can be found in charts released alongside this announcement.)

Dec. 23 is the deadline for consumers to enroll for health insurance coverage taking effect Jan. 1, 2014, but Lee pointed out that consumers can continue enrolling in Covered California plans through March 31, 2014. Medi-Cal enrollment is continuous throughout the year.

Lee also reminded consumers of the many paths they can take to enroll in Covered California health insurance plans and in Medi-Cal, including meeting in person with thousands of trained Certified Insurance Agents, Certified Enrollment Counselors and county eligibility workers, who can provide assistance with completing applications. Consumers can find the nearest in-person help on CoveredCA.com. Additionally, self-enrollment is available online, and enrollment can be completed over the phone by calling Covered California’s Service Center at (800) 300-1506.

** The estimated total of individuals is based on an average of 1.8 individuals per application.*

About Covered California

Covered California is the state’s marketplace for the federal Patient Protection and Affordable Care Act. Covered California, in partnership with the California Department of Health Care Services, was charged with creating a new health insurance marketplace in which individuals and small businesses can get access to affordable health insurance plans. With coverage starting in 2014, Covered California helps individuals determine whether they are eligible for premium assistance that is available on a sliding-scale basis to reduce insurance costs or whether they are eligible for low-cost or no-cost Medi-Cal. Consumers can then compare health insurance plans and choose the plan that works best for their health needs and budget. Small businesses can purchase competitively priced health insurance plans and offer their employees the ability to choose from an array of plans and may qualify for federal tax credits.

(more)

Covered California is an independent part of the state government whose job is to make the new market work for California's consumers. It is overseen by a five-member board appointed by the Governor and the Legislature. For more information on Covered California, please visit www.CoveredCA.com.

About the Department of Health Care Services

The Department of Health Care Services (DHCS) works to preserve and improve the physical and mental health of all Californians. DHCS provides health care services for more than 8.5 million Californians through Medi-Cal, including medical, dental, mental health, substance use treatment services and long-term services and supports. This is accomplished through an investment of approximately \$70 billion annually in public funds for the care of low-income families, children, pregnant women, seniors and persons with disabilities. DHCS focuses on delivering quality, effective services primarily through the more coordinated systems of care provided by 21 Medi-Cal managed care plans located in all of California's 58 counties. For more information about DHCS, please visit www.dhcs.ca.gov.

###



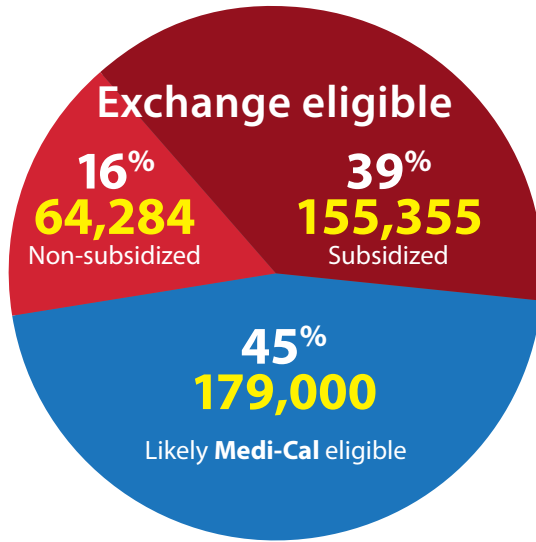
Enrollment Statistics Statewide

Dec. 16, 2013

Oct. 1 through Nov. 30, 2013

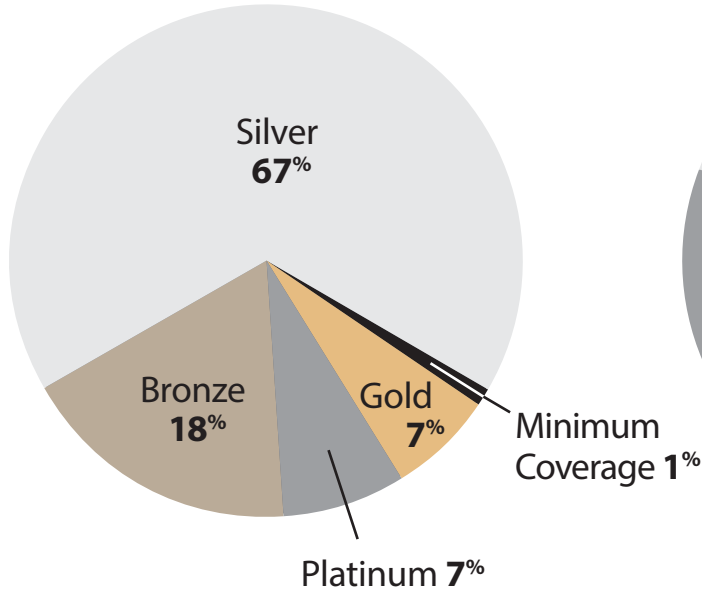
403,323
Applications completed for individuals

109,296
Individuals Enrolled

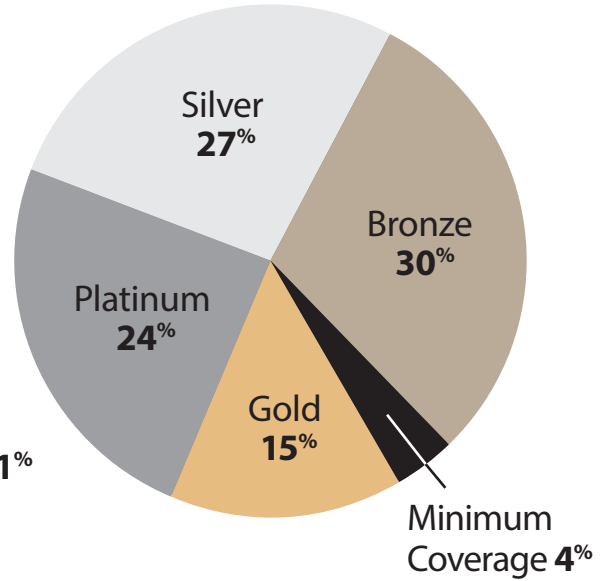


Enrollment by Metal Tier

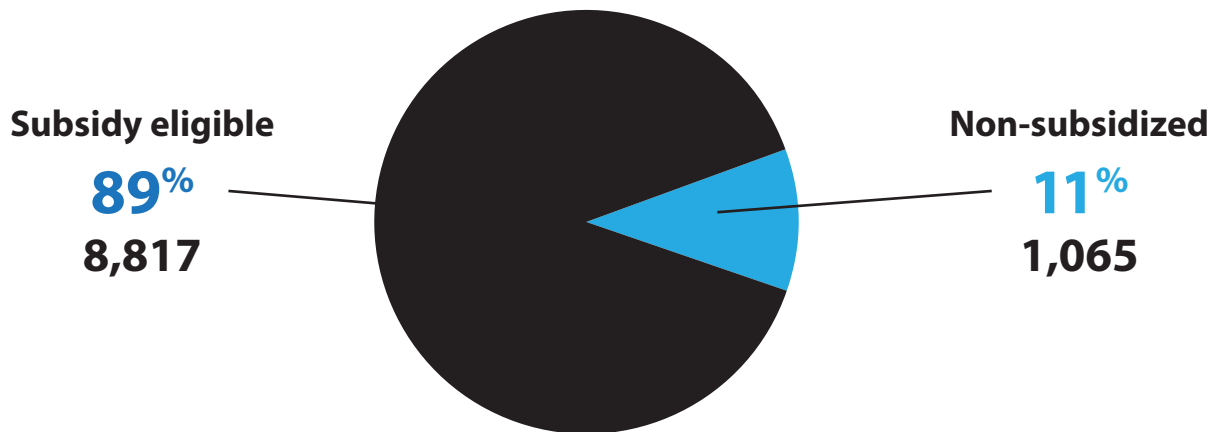
Subsidy eligible




Non-subsidized



Individual Enrollments



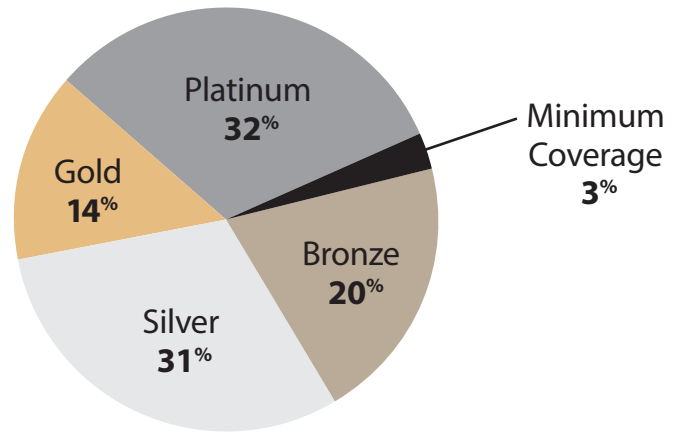
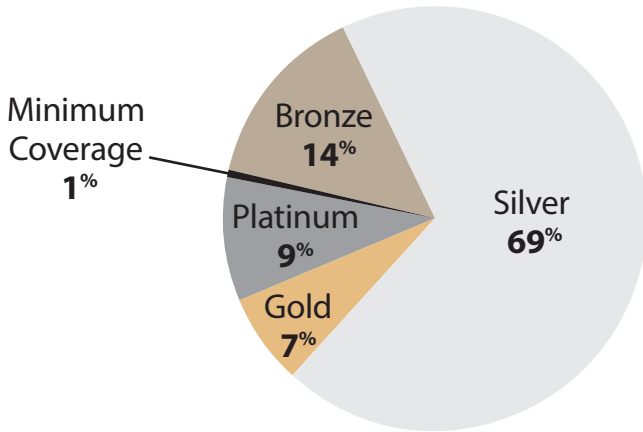
Percentage of overall state enrollment



Enrollment by Metal Tier

Subsidy eligible

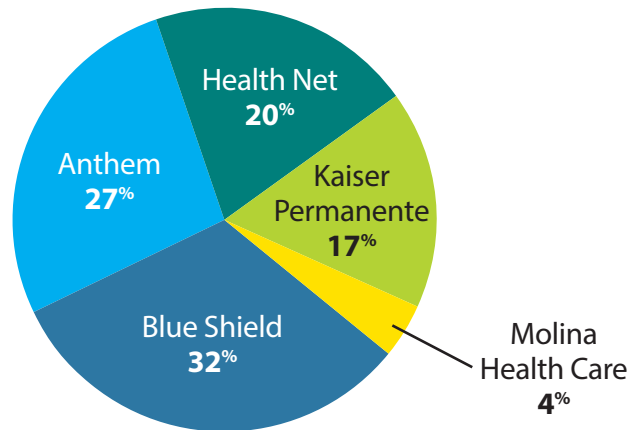
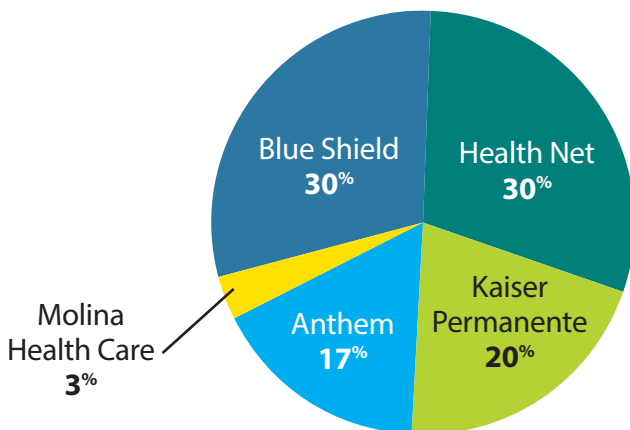
Non-subsidized






















Enrollment by Carrier

Subsidy eligible

Non-subsidized



Regions

	1
	2
	3
	4
	5
	6
	7
	8
	9
	10
	11
	12
	13
	14
	15 (Los Angeles, partial)
	16 (Los Angeles, partial)
	17
	18
	19

